



Generating wavy borders

The border of border-style="wave" can be specified like axf:border-wave-form="10 3pt". The values in order from left to right are: wave form and line width. If the value is auto or omitted, it is regarded as 6 and 0.125, respectively. Negative values are not available. border-style="wave" is available in AH Formatter V6.3.

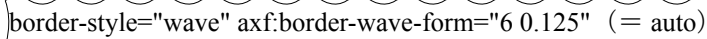
border-style="wave"




border-style="wave" axf:border-wave-form="auto"




border-style="wave" axf:border-wave-form="6 0.125" (= auto)




border-style="wave" axf:border-wave-form="2"




border-style="wave" axf:border-wave-form="5"



border-style="wave" axf:border-wave-form="10"



border-style="wave" axf:border-wave-form="10 3pt"



border-style="wave" axf:border-wave-form="10 5pt"

