

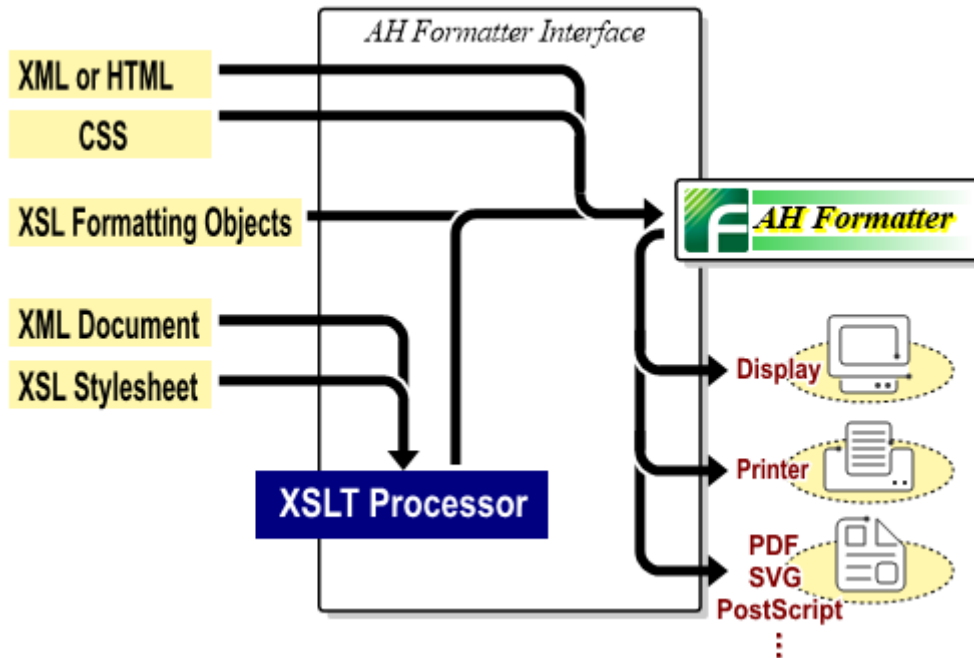
# Place consecutive blocks on the same page

Ordinarily, text is arranged from the top of the page, and when the text fills up the entire page, a page break occurs automatically. It is possible to place the blocks (including paragraph and figures) on one page by specifying 'keep-together'.

## **Antenna House Workflow**

Antenna House Formatter formats XSL Formatting Objects (XSL-FO), XML with XSL stylesheet, or HTML with CSS. The formatted result will be displayed in GUI and outputted or printed to PDF. (Display and printing are available only with the Windows version).

The work flow is as shown below.

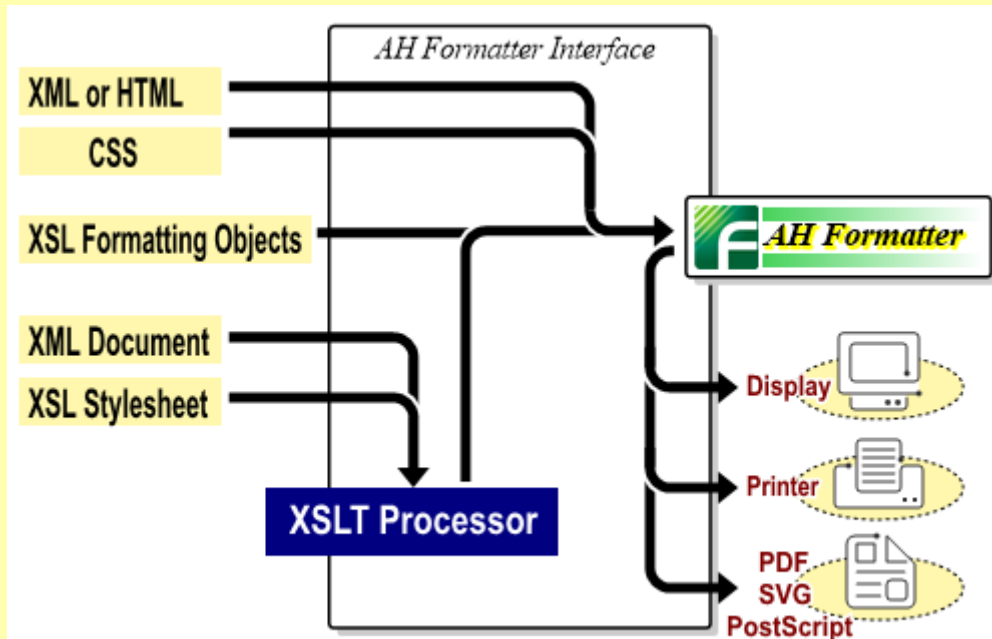


Blocks with background color have `keep-together.within.page: always;` is specified

## Antenna House Workflow

Antenna House Formatter formats XSL Formatting Objects (XSL-FO), XML with XSL stylesheet, or HTML with CSS. The formatted

The work flow is as shown below.



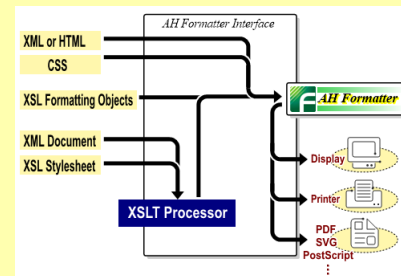
Place consecutive blocks in the same column

## Blocks with background color have no settings (default value)

### Antenna House Workflow

Antenna House Formatter formats XSL Formatting Objects (XSL-FO), XML with XSL stylesheet, or HTML with CSS. The formatted result will be displayed in GUI and outputted or printed to PDF. (Display and printing are available only with the Windows version).

The work flow is as shown below.



# Blocks with background color have keep-together.within-column="always"

By specifying 'keep-together', blocks are placed in the one column.

## Antenna House Workflow

Antenna House Formatter formats XSL Formatting Objects (XSL-FO), XML with XSL stylesheet, or HTML with CSS. The formatted result will be displayed in GUI and outputted or printed to PDF. (Display and printing are available only with the Windows version).

The work flow is as shown below.

