


Automatically fitting graphics to the drawing area

It's possible to scale graphics so that graphics can fit into the drawing area when the width and height of the drawing area and loaded graphics are different. If you want to fit the width, specify `-ah-content-width: scale-to-fit;` or `-ah-content-width: scale-down-to-fit;`. To condense graphics, specify `-ah-content-width: scale-to-fit;`, or to expand graphics, `-ah-content-width: scale-up-to-fit;`. If you want to fit the height, specify `-ah-content-height`.

No settings to content-width



`width: 4cm; height: 3cm; -ah-content-width: scale-to-fit;`




`width: 10cm; height: 7cm; -ah-content-width: scale-to-fit;`




width: 4cm; height: 3cm; -ah-content-width: scale-down-to-fit;



width: 8cm; height: 6cm; -ah-content-width: scale-down-to-fit;



width: 8cm; height: 6cm; -ah-content-width: scale-up-to-fit;



width: 4cm; height: 3cm; -ah-content-width: scale-up-to-fit;

